

# Impact

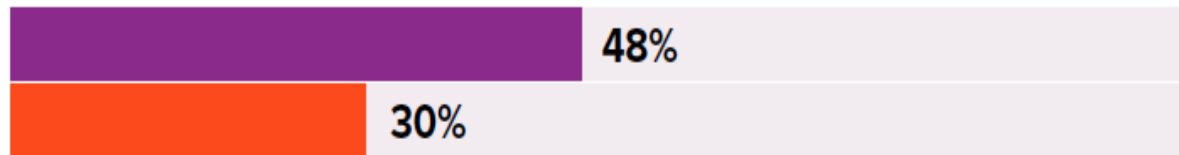
92%

S4HANA migrations get delayed.

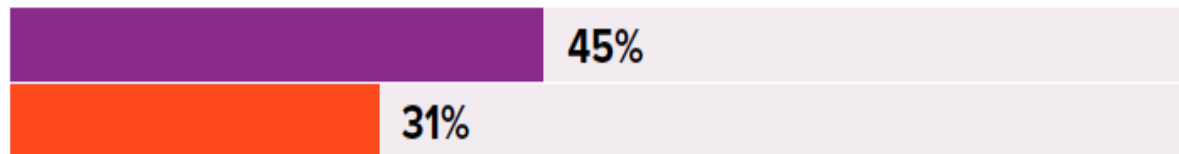
Why?

# SAP customer pains


## ↑ Master data maintenance & governance



## ↑ Integration



## ↑ Gaining actionable insights from data/analytics



2025 2024

# 60%

spike from 2025

# Status of S4HANA migrations

61%

Customers waiting to migrate to S4HANA, before SAP's 2027 deadline.

# Traditional approach



**#1**

Complex ETL with SAP BO-DS

**#2**

Consulting driven using  
Syniti

**#3**

ABAP + SQL + Excel combo

# #1 Tech gap

SAP business info > SQL tables

Purchase order

Create Purchase Order

Document Overview Off | Hold | Park | Print Preview | Messages | Personal Setting | Save As Template | Load from Template

Document Overview

Me nonbase orders

Purch.Doc.

- 4500017809
- 4500017810
- 4500017811
- 4500017812
- 4500017813

Purch. Group 001 Dickens, B.  
Company Code 1111 Bangalore Retail Ltd

Item	Material	Short Text	PO Qty	Del. Date	Net Price	Curr.	Per	Mat Group	Plant	Stor. Location
10	3447	Hinge Plate for motor 50	10 PC	21.09.2019	45,00	EUR	1	PC Pumps	Bommasandra plant	Receiving area

Item: 1 [ 10 ] 3447, Hinge Plate for motor 5099 2 H.

Material Data | Quantities/Weights | Delivery Schedule | Delivery | Invoice | Conditions | Texts | Delivery Address | Confirmations | Condition Control | Retail

Material group: 00120 |  BID-Relevant | Revision Level:   
Vendor mat. no.:  | EAN/UPC:   
Vendor sub-range:   
Batch:  | Vendor Batch:  | InfoUpdate:

SAP | NVD (1) 800 | NBVDEV | BNS | 7:06 PM | 9/7/2019

≠ SQL tables

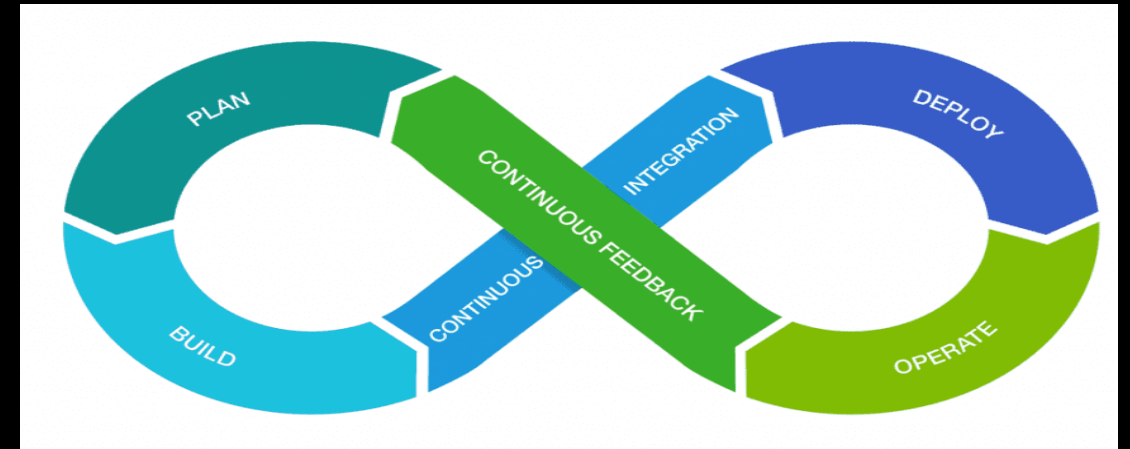
## #2 People gap

Business & IT handle data differently




# #3 Process gap

Migration is waterfall. Data is agile



# Why S4H migrations get delayed?

SQL data



Business information

# The New Approach



- Standard & streaming  
~~SQL~~
- Ops driven, AI-lead & no-code  
~~IT-driven~~
- Iterative & Agile  
~~Waterfall~~

# uMigrate: Streaming. Business-driven. Iterative

Use with



Non-SAP



Cloud



Powered by

**67**

LTMC templates + uMigrate addon

**450,000+**

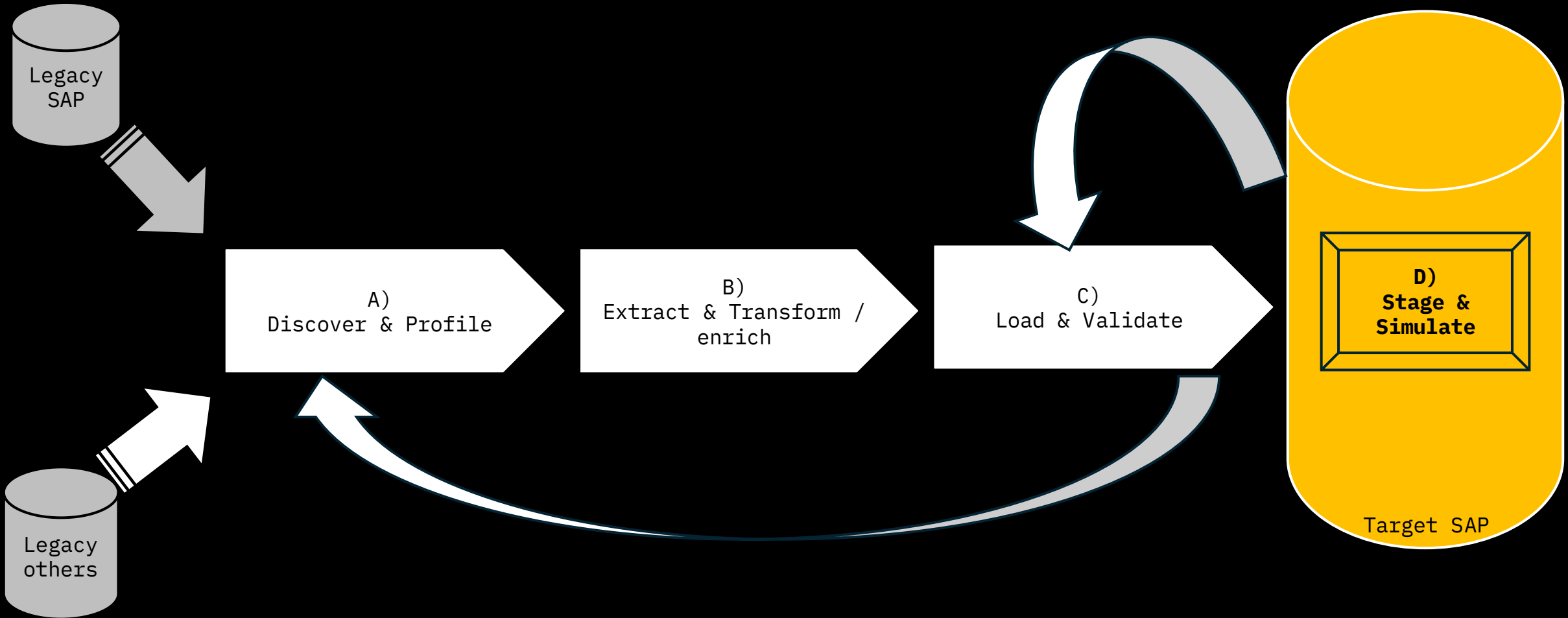
No-code, secure & semantic

**850,000+**

Tables, with delta

How?

# Agile, business-driven migration



# A) Discover & Profile

**161+**

SAP & non-SAP sources (on-prem or cloud)

**450,000+**

No-code SAP semantic models + visual profiling

**134+**

GenAI guidance tailored for user persona, business & migration object

The screenshot shows the Microsoft Excel interface with the 'STREAM-Intelligence' ribbon active. The ribbon includes sections for 'Source', 'Transform', 'Consume', and 'Help'. The 'Source' section has options like 'Refresh All', 'From Azure Data Lake Storage Gen2', 'From Excel Workbook', and 'From OData Feed'. The 'Transform' section includes 'Duplicate Values', 'Remove Duplicates', 'List Formulas', 'Flash Fill', 'Summarize with PivotTable', and 'Edit Query'. The 'Consume' section has 'Load to file (as .csv)'. The 'Help' section has 'STREAM-Support' and 'Email Help'. The spreadsheet below shows a table with columns: Value.XML Filename, Value.Sheet Name, Value.Group Name, Value.Field Description, Value.Importance, Value.Length, Value.Decimal, and Profiler. The Profiler column contains 'Get from SAP now' links for each row.

	B	C	D	E	F	H	I	O	P
1	Value.XML Filename	Value.Sheet Name	Value.Group Name	Value.Field Description	Value.Importance	Value.Length	Value.Decimal	Profiler	
7772	EN_Product_Sample_01_2402.xml							<a href="#">Get from SAP now</a>	
7773	EN_Product_Sample_01_2402.xml							<a href="#">Get from SAP now</a>	
7774	EN_Product_Sample_01_2402.xml							<a href="#">Get from SAP now</a>	
7775	EN_Product_Sample_01_2402.xml	Basic Data						<a href="#">Get from SAP now</a>	
7776	EN_Product_Sample_01_2402.xml	Basic Data	Key	Product Number	mandatory for sheet	80		<a href="#">Get from SAP now</a>	
7777	EN_Product_Sample_01_2402.xml	Basic Data	Header Data	Product Type	mandatory for sheet	80		<a href="#">Get from SAP now</a>	
7778	EN_Product_Sample_01_2402.xml	Basic Data		Product Group		80		<a href="#">Get from SAP now</a>	
7779	EN_Product_Sample_01_2402.xml	Basic Data		Description	mandatory for sheet	40		<a href="#">Get from SAP now</a>	
7780	EN_Product_Sample_01_2402.xml	Basic Data		Language Key	mandatory for sheet	80		<a href="#">Get from SAP now</a>	
7781	EN_Product_Sample_01_2402.xml	Basic Data		Base Unit of Measure (ISO Format)	mandatory for sheet	80		<a href="#">Get from SAP now</a>	
7782	EN_Product_Sample_01_2402.xml	Basic Data		Change Number		80		<a href="#">Get from SAP now</a>	
7783	EN_Product_Sample_01_2402.xml	Basic Data		Revision Level		80		<a href="#">Get from SAP now</a>	
7784	EN_Product_Sample_01_2402.xml	Basic Data		GTIN		18		<a href="#">Get from SAP now</a>	

# A) Extract & Transform

**1,300,000+**

SAP tables, reports, queries, views + non-SAP

**No-code transformation**

PowerQuery based visual, low-code data transformation (with support for M-language based coding)

	A	C	D
1	<b>uMigrate Object Name</b>	<b>Object type</b>	<b>Object name</b>
2	EN_Product_Sample_01_2402.xml	T-[Table]	<a href="#">MARA</a>
3	MARA	T-[Table]	<a href="#">MAKT</a>
4	MAKT	T-[Table]	<a href="#">MARM</a>
5	MARM	R-[Report]	<a href="#">MEAN</a>
6	MEAN	X-[Transaction]	<a href="#">MATLWH</a>
7	MATLWH	V-[View]	<a href="#">MATLWHST</a>
8	MATLWHST	T-[Table] / Views	<a href="#">MVKE</a>
9	MVKE	Q-[Query]	<a href="#">MLAN</a>
10	MLAN	[NA]	<a href="#">MARC</a>
11	MARC	[NA]	<a href="#">MPOP</a>
12	MPOP	[NA]	<a href="#">MARD</a>

The screenshot displays the Power Query Editor interface. The top ribbon includes tabs for File, Home, Transform, Add Column, and View. The Transform tab is active, showing various data manipulation options like Transpose, Reverse Rows, Detect Data Type, Fill, Pivot Column, and Convert to List. Below the ribbon, the 'Queries' pane on the left lists several queries, including 'SAP\_LTMC\_ALL-v081725-02', 'help-SAP-LTMC', and 'Overview'. The main workspace shows a data table with columns for 'Valid', 'Error', and 'Empty' categories, each with a 34% Valid, 0% Error, and 66% Empty distribution. Below the table, there are two visualizations: 'Column statistics' and 'Value distribution'. The 'Column statistics' table shows counts for various categories, and the 'Value distribution' bar chart shows the frequency of different values.

Category	Count
Count	67
Error	0
Empty	44
Distinct	10
Unique	2
Empty string	0
Min	CA
Max	SD

Value	Count
FI	10
FIN-FSCM-TRM-TM	10
SD	10
MM-PUR	10
CA-CL	10
FI-AA	10
CA	10
FI-AP	10
FI-AR	10

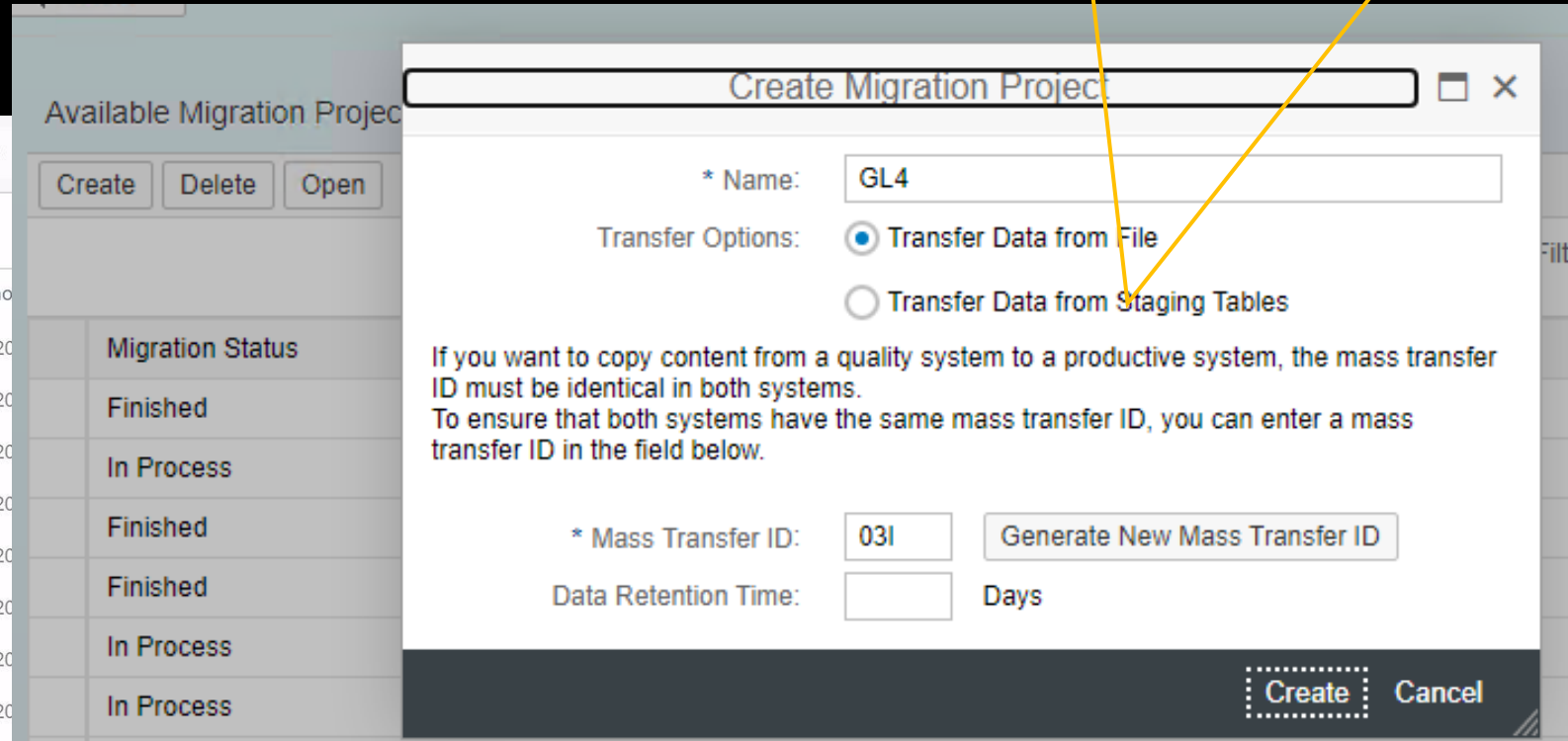
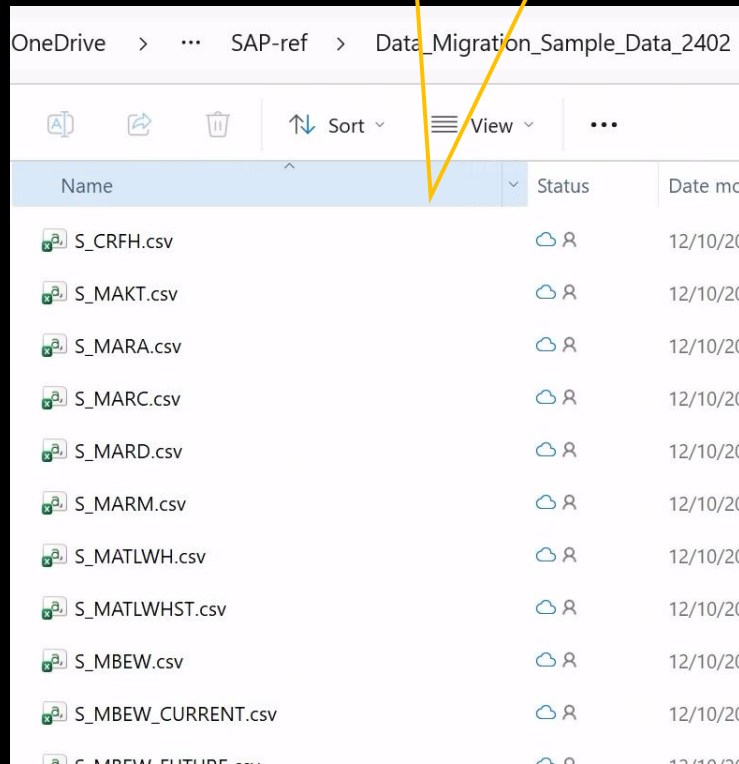
# A) Load & Validate

67

1-click data load to standard SAP LTMC template

## Standard SAP

Standard SAP DMC support + validation from ECC & S4HANA



Name	Status	Date modified	File type	Size
S_CRFH.csv	Cloud	12/10/2023 8:21 PM	Microsoft Excel C...	2 KB
S_MAKT.csv	Cloud	12/10/2023 8:21 PM	Microsoft Excel C...	1 KB
S_MARA.csv	Cloud	12/10/2023 8:21 PM	Microsoft Excel C...	1 KB
S_MARC.csv	Cloud	12/10/2023 8:21 PM	Microsoft Excel C...	1 KB
S_MARD.csv	Cloud	12/10/2023 8:21 PM	Microsoft Excel C...	1 KB
S_MARM.csv	Cloud	12/10/2023 8:21 PM	Microsoft Excel C...	1 KB
S_MATLWH.csv	Cloud	12/10/2023 8:21 PM	Microsoft Excel C...	1 KB
S_MATLWHST.csv	Cloud	12/10/2023 8:21 PM	Microsoft Excel C...	1 KB
S_MBEW.csv	Cloud	12/10/2023 8:21 PM	Microsoft Excel C...	1 KB
S_MBEW_CURRENT.csv	Cloud	12/10/2023 8:21 PM	Microsoft Excel C...	1 KB
S_MBEW_FUTURE.csv	Cloud	12/10/2023 8:21 PM	Microsoft Excel C...	1 KB

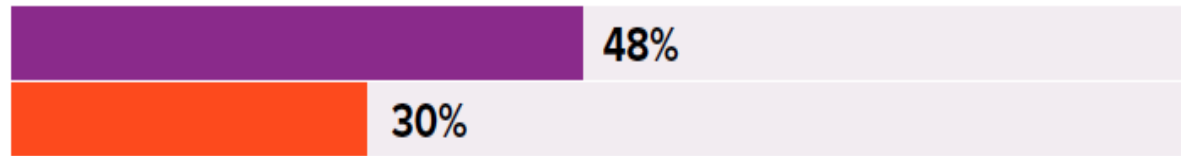
PS:  
Your Ops wants

Modernization

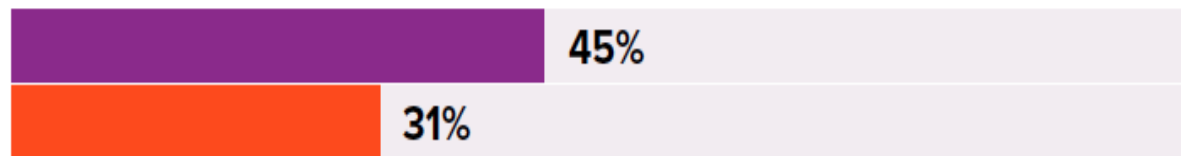
~~Migration~~

# uMigrate: Gets you ready for AI-era


↑ Master data maintenance & governance



↑ Integration

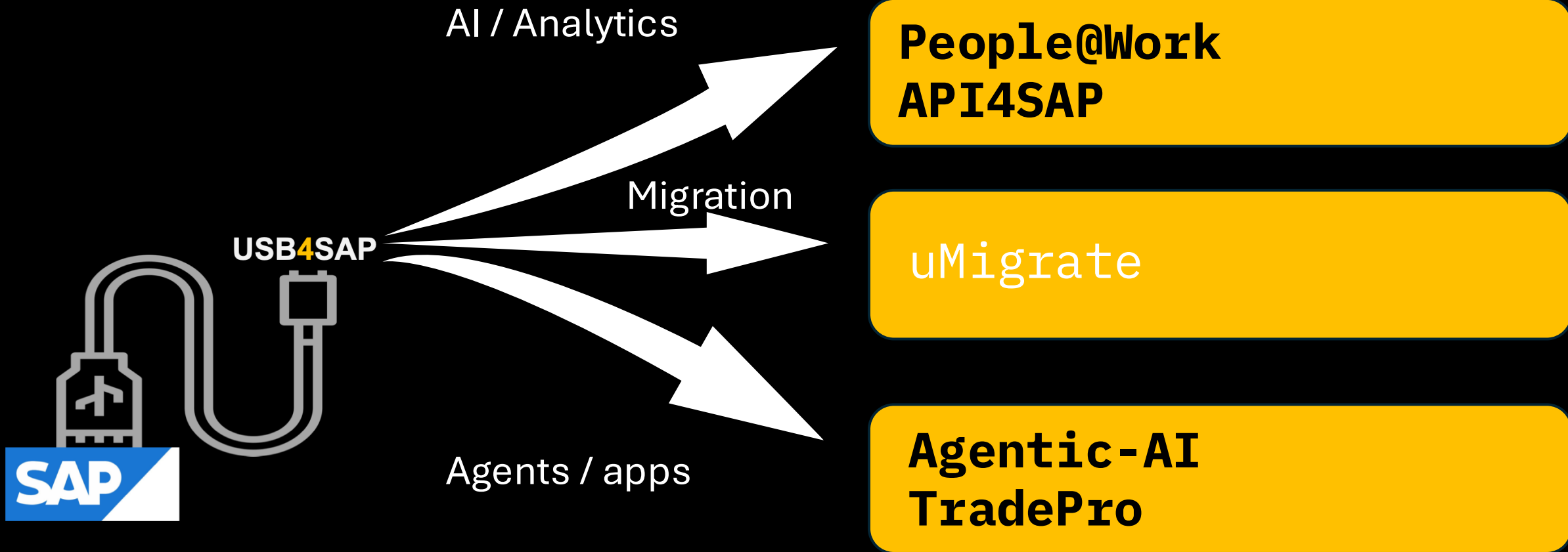


↑ Gaining actionable insights from data/analytics



**75%**  
spike from 2025

# USB4SAP: Engine for STREAM-Intelligence



# Case Study- Integrated utilities

Context	Solution	Impact delivered
<ul style="list-style-type: none"><li>• Largest integrated utility operating in Asia (assets of US\$16b and annual turnover of US\$7b+)</li><li>• Before RISE / S4HANA program, they were seeking a cost effective solution for SAP data extraction to low cost, long term storage for reporting &amp; compliance</li></ul>	<ul style="list-style-type: none"><li>• Managed data extraction as a service for SAP objects (SAP ERP, on-premise) including billing &amp; compliance information</li><li>• SAP Tables &amp; report extraction to on-premise NFS/ PostgresDB and Azure datalake using USB4SAP for no-code, low cost and long term storage</li></ul>	<ul style="list-style-type: none"><li>• <b>Reduced time to insight for compliance reporting by &gt;40%</b></li><li>• <b>Improved cost-to-serve for compliance reporting significantly</b></li></ul>

“For our stringent information storage & reporting compliance data, we used uMigrate for migration” Head Digital & IT

# Power operations with STREAM-Intelligence



[Satya@ecoservity.com](mailto:Satya@ecoservity.com)

[AJ@ecoservity.com](mailto:AJ@ecoservity.com)

[ecoservity.com/umigrate](https://ecoservity.com/umigrate)

**+1.214.519.9601**



# USB4SAP

SAP® Certified  
Integration with SAP NetWeaver®

Microsoft  
CERTIFIED

Secure STREAM-Intelligence for SAP [patented]

**2000K+**  
objects

**450K+**  
reports

**850K+**  
tables



API

- Full & delta for SAP data to datalake, DW or app.
- SAP native security, zero-infra and live data
- MS Excel, Fabric/ PowerBI and Power Platform

