

Power People in Operations to make


Informed Impact

AI-assisted when & where operations happen
Human-in-the-loop for action & intelligence

For 40+ years, BI/ AI ignored >75% of users

LEADERSHIP

<5%



- Big picture, global, X-divisions, strategic planning, dashboards.
- Assisted by consultants
- Time to act: years to months

MANAGERIAL

<20%



- Tactical, Objectives driven, Exceptions, Alerts, OPI's.
- Assisted by data analysts & IT
- Time to act: Months to days

OPERATORS

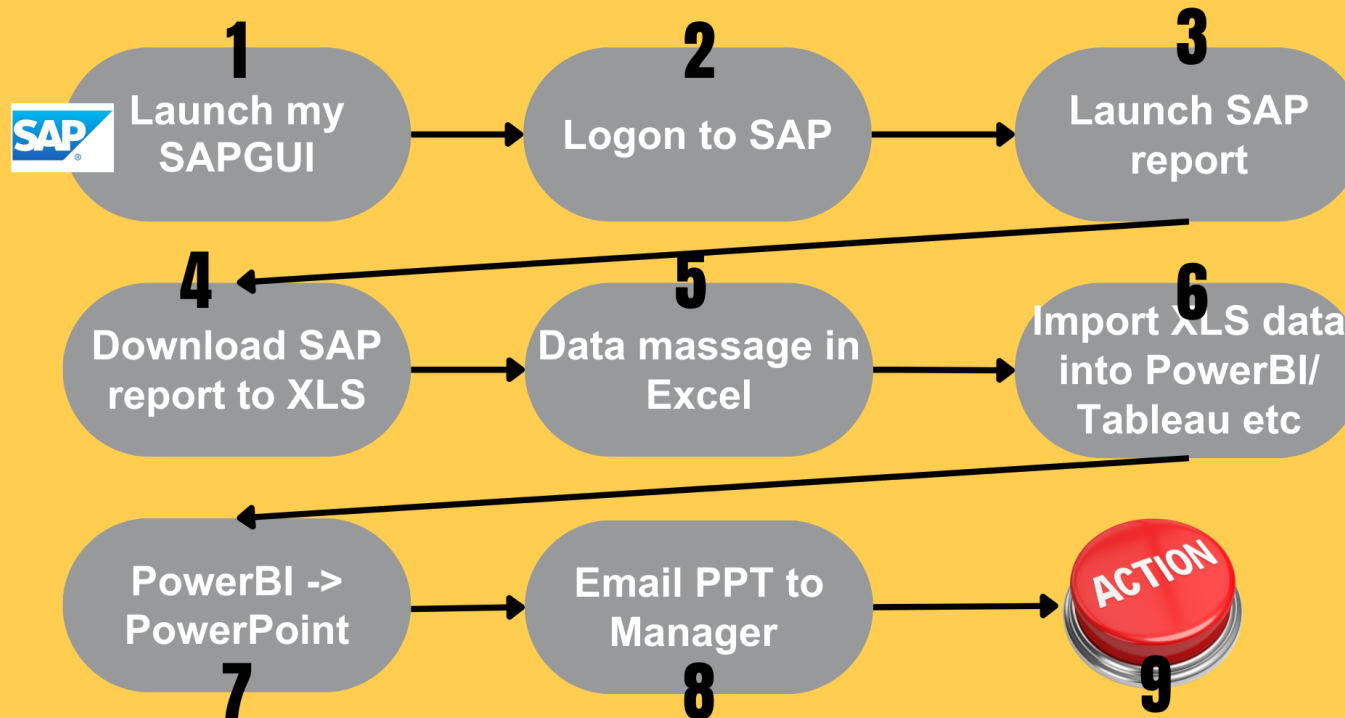
>75%

- Detailed, execution oriented, time critical, frequent, high velocity, ad-hoc inputs
- No assistance
- Time to act: Hours to minutes

...& frustrated, overworked operators



Why? here's the 9 steps it takes using the Old way. Its costly, time taking & complex



...with super-complex UI

SAP Goods Movement Analysis

Standard

Show Filter Bar Filters (1) Go

To show filters here, add them to the filter bar in Filters

Search Pause


Jump To

| DIMENSIONS | COLUMNS | Movement type | Material Document Fiscal Year | Receipt Count | | Issue Count | | Receipt Amount | | Issue Amount | | Receipt Quantity | | Issue Quantity | |
|-----------------------|-------------|---------------|---------------------------------|---------------|------|-------------|------|----------------|---------|--------------|------|------------------|------|----------------|------|
| | | | | 2019 | 2020 | 2019 | 2020 | 2019 | 2020 | 2019 | 2020 | 2019 | 2020 | 2019 | 2020 |
| Is Material Change | Measures | | 4900001511 | 1 | | 0 | | \$ 558.018,... | \$ 0,00 | | | 95 PC | | 0 PC | |
| Is Special Stock T... | Fiscal Year | | 4900001513 | 1 | | 0 | | \$ 372.026,40 | \$ 0,00 | | | 120 PC | | 0 PC | |
| Is Stock Type Cha... | | | 4900001515 | 1 | | 0 | | \$ 59.949,53 | \$ 0,00 | | | 131 PC | | 0 PC | |
| Is Storage Locatio... | | | 4900001517 | 1 | | 0 | | \$ 142.101,00 | \$ 0,00 | | | 50 PC | | 0 PC | |
| Material | | | 4900001519 | 1 | | 0 | | \$ 230.516,06 | \$ 0,00 | | | 206 PC | | 0 PC | |
| ✓ Material Document | | | 4900001521 | 1 | | 0 | | \$ 68.152,32 | \$ 0,00 | | | 102 PC | | 0 PC | |
| Material Docume... | | | 4900001523 | 1 | | 0 | | \$ 337.770,00 | \$ 0,00 | | | 417 PC | | 0 PC | |
| Material Docume... | | | 4900001525 | 1 | | 0 | | \$ 44.632,74 | \$ 0,00 | | | 87 PC | | 0 PC | |
| Material Group | | | 4900001527 | 1 | | 0 | | \$ 169.580,96 | \$ 0,00 | | | 542 PC | | 0 PC | |
| Material type | | | 4900001601 | 1 | | 0 | | \$ 176.216,40 | \$ 0,00 | | | 30 PC | | 0 PC | |
| Month (1 - 12) | ROWS | | 4900001602 | 1 | | 0 | | \$ 341.024,20 | \$ 0,00 | | | 110 PC | | 0 PC | |
| ✓ Movement type | Movement | 101 | 4900001603 | 1 | | 0 | | \$ 30.661,21 | \$ 0,00 | | | 67 PC | | 0 PC | |
| Order | Material D | | 4900001605 | 1 | | 0 | | \$ 218.835,54 | \$ 0,00 | | | 77 PC | | 0 PC | |
| Order Item | | | 4900001607 | 1 | | 0 | | \$ 304.370,72 | \$ 0,00 | | | 272 PC | | 0 PC | |
| Plant | | | 4900001609 | 1 | | 0 | | \$ 59.466,24 | \$ 0,00 | | | 89 PC | | 0 PC | |
| Posting Date | | | 4900001611 | 1 | | 0 | | \$ 213.030,00 | \$ 0,00 | | | 263 PC | | 0 PC | |
| Profit Center | | | 4900001613 | 1 | | 0 | | \$ 85.674,34 | \$ 0,00 | | | 167 PC | | 0 PC | |
| Profitability Segm... | | | 4900001615 | 1 | | 0 | | \$ 86.667,76 | \$ 0,00 | | | 277 PC | | 0 PC | |
| Purchase Order It... | | | 4900001691 | 1 | | 0 | | \$ 528.649,20 | \$ 0,00 | | | 90 PC | | 0 PC | |
| | | | 4900001693 | 1 | | 0 | | \$ 449.531,90 | \$ 0,00 | | | 145 PC | | 0 PC | |
| | | | 4900001694 | 1 | | 0 | | \$ 92.441,26 | \$ 0,00 | | | 202 PC | | 0 PC | |
| | | | 4900001696 | 1 | | 0 | | \$ 275.675,94 | \$ 0,00 | | | 97 PC | | 0 PC | |

FIORI WITH S4HANA (LATEST SAP VERSION)

People@Work: Informed Impact by Operators

LEADERSHIP



MANAGERIAL



OPERATORS

>75%



- ✓
- ✓
- ✓

Simple & relevant
Human-in-the-loop: you decide, AI assists
AI when & where you are

That's why we build

| Who? | What? | How? | Why? |
|-------------------|----------------------|--|--|
| Business Operator | | Microsoft Fabric, PowerBI, Excel, Power Platform, GenAI integration for SAP | 450000+ SAP Semantic models, Secure & no-code |
| | <u>[People@Work]</u> | Business-ready analytics for supply chain Order to Cash, Procure to Pay & Financials | 150+ ready for business operator analytics (Think Netflix for analytics) |
| | <u>[uMigrate]</u> | <ul style="list-style-type: none">Securely migrate SAP data, low cost at scale | 2m+ data objects in SAP ECC/CRM/ BW etc migrated |
| IT | <u>[USB4SAP]</u> | <ul style="list-style-type: none">SAP data [full or delta] to any NFS/Datalake/DWRealtime API for SAPBTP, API-M | 1.3m+ SAP data points for your data integration |

Click here for [Microsoft recommended architecture for SAP data](#)

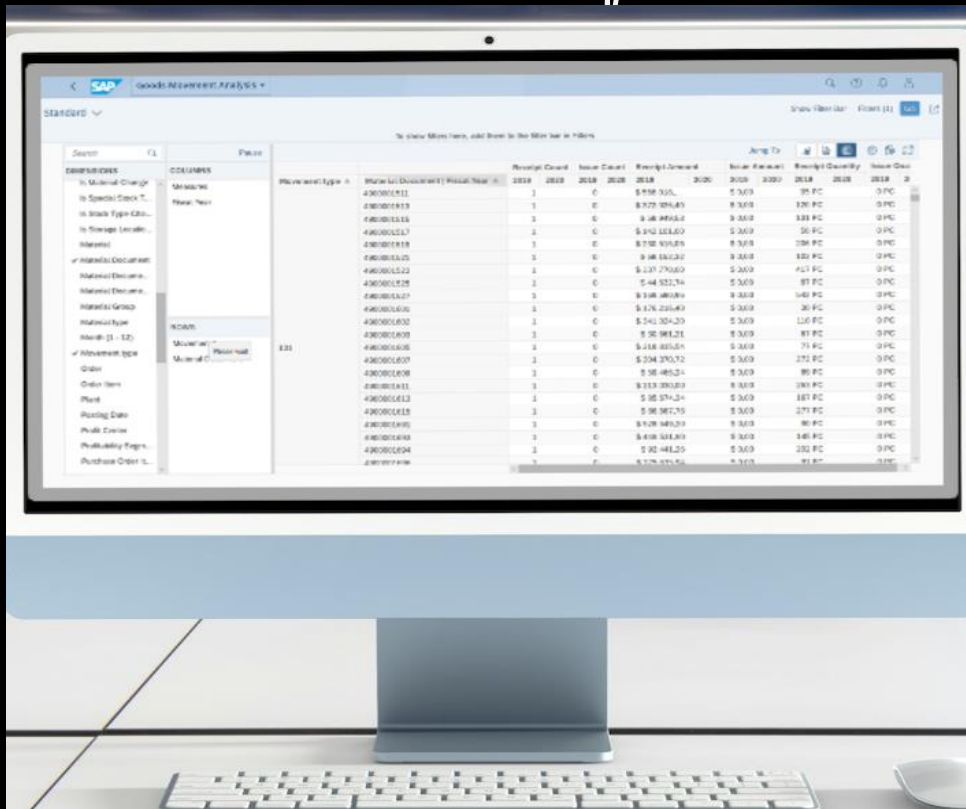
Why People@Work

1. Built for **Operators** (~~Managers~~) – simple, relevant, on any device
2. Human-in-the-loop: **insight** → **your decision** → **action in SAP**
3. AI when & where you are – **floor, field, or desk**

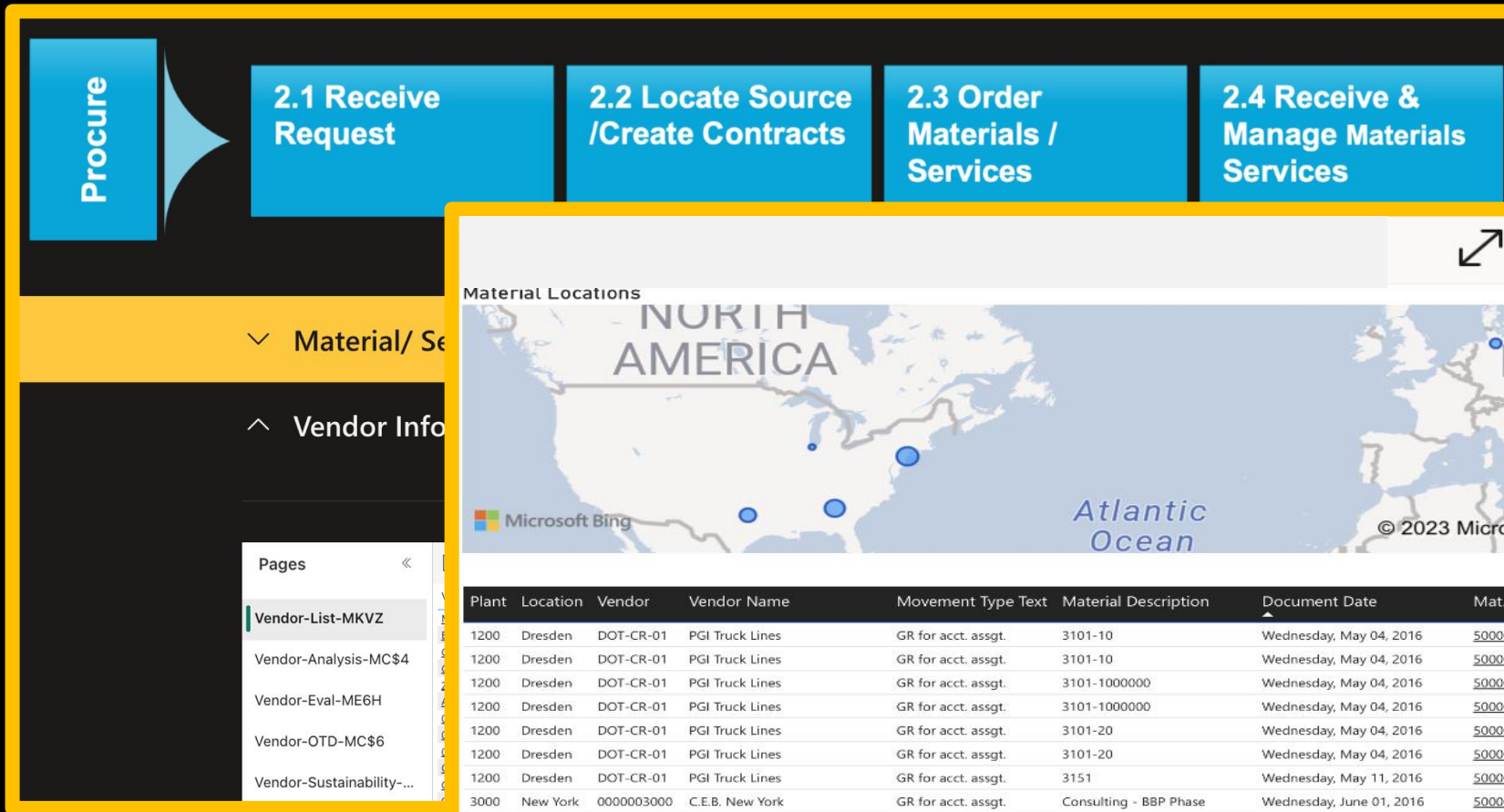
#1 Why: Simple & relevant

Today

Yesterday



#2 Why: Human-in-the-loop, Tap-to-Act



✓ Operator stays in control – AI is the assistant, not the decision-maker

✓ You decide – AI surfaces it, operator acts in SAP

✓ Any device, anywhere operations happen

#3 Why: AI when & where you are – not just at your PC

The screenshot shows an Excel spreadsheet with the following data:

| Division | OrdQty (I) | Unit | Net Price | CfdQty (I) | NV (Item) | Net Value (C) | Plant | Time | Created | Ov.StsItem |
|----------|------------|------|-----------|------------|-----------|---------------|-------|------|---------|------------|
| 10 | 0 | | 0 | 0 | 10440 | 00:00:00 | 5420 | | | |
| 10 | 0 | | 0 | 0 | 10440 | 00:00:00 | 5420 | | | |
| 10 | 0 | | 0 | 0 | 80420 | 00:00:00 | 5420 | | | |
| 40 | 0 | | 0 | 0 | 1070.54 | 00:00:00 | S001 | | | |
| 40 | 0 | | 0 | 0 | 2498.22 | 00:00:00 | S001 | | | |
| 40 | 0 | | 0 | 0 | 285.14 | 00:00:00 | S001 | | | |
| 40 | 0 | | 0 | 0 | 999.05 | 00:00:00 | S001 | | | |
| 40 | 0 | | 0 | 0 | 4528.55 | 00:00:00 | S001 | | | |
| 40 | 0 | | 0 | 0 | 80983.4 | 00:00:00 | S001 | | | |
| 40 | 0 | | 0 | 0 | 69548.65 | 00:00:00 | S001 | | | |
| 40 | 0 | | 0 | 0 | 5164.78 | 00:00:00 | S001 | | | |
| 40 | 0 | | 0 | 0 | 999.05 | 00:00:00 | S001 | | | |
| 40 | 0 | | 0 | 0 | 63089.95 | 00:00:00 | S001 | | | |
| 40 | 0 | | 0 | 0 | 212120.35 | 00:00:00 | S001 | | | |
| 10 | 0 | | 0 | 0 | 1853.36 | 00:00:00 | S001 | | | |
| 30 | 0 | | 0 | 0 | 522.86 | 00:00:00 | S001 | | | |
| 30 | 0 | | 0 | 0 | 3156.2 | 00:00:00 | S001 | | | |
| 30 | 0 | | 0 | 0 | 656.2 | 00:00:00 | S001 | | | |
| 40 | 0 | | 0 | 0 | 44496.99 | 00:00:00 | S001 | | | |
| 30 | 0 | | 0 | 0 | 4797.16 | 00:00:00 | S001 | | | |
| 30 | 0 | | 0 | 0 | 7934.29 | 00:00:00 | S001 | | | |
| 20 | 0 | | 0 | 0 | 7518.15 | 00:00:00 | S001 | | | |
| 40 | 0 | | 0 | 0 | 45937.87 | 00:00:00 | S001 | | | |
| 30 | 0 | | 0 | 0 | 46600.34 | 00:00:00 | S001 | | | |
| 40 | 0 | | 0 | 0 | 53754.68 | 00:00:00 | S001 | | | |
| 10 | 0 | | 0 | 0 | 24856.46 | 00:00:00 | S001 | | | |
| 40 | 0 | | 0 | 0 | 36216.9 | 00:00:00 | S001 | | | |
| 30 | 0 | | 0 | 0 | 18152.46 | 00:00:00 | S001 | | | |
| 20 | 0 | | 0 | 0 | 1545.67 | 00:00:00 | S001 | | | |
| 40 | 0 | | 0 | 0 | 38935.63 | 00:00:00 | S001 | | | |
| 10 | 0 | | 0 | 0 | 2033.32 | 00:00:00 | S001 | | | |
| 40 | 0 | | 0 | 0 | 1606.25 | 00:00:00 | S001 | | | |
| 30 | 0 | | 0 | 0 | 1942.84 | 00:00:00 | S001 | | | |

The AI interface on the right shows a search bar with the text "Ask a question about your data". Below it are suggested questions: "Insights for 'Net Price'" and "Distribution of 'Created ' by 'SalesDocTy'". A chart titled "'Net Value (Order)' by 'Created'" is displayed, showing a horizontal bar chart with the y-axis labeled "Created" and the x-axis labeled "Sum of Net Value (Order) (Millions)". The chart shows bars for various "Created" values, with the highest value being approximately 28 million. A button labeled "+ Insert PivotChart" is visible at the bottom of the chart area.

✓ Live SAP data on any device – phone, tablet, or desktop

✓ Natural language querying – ask in plain English, act on the answer

✓ AI surfaces it – you decide &

People@Work: Informed Impact by Operators

OPERATORS

>75%



- ✓ AI-assisted, wherever you are
- ✓ Human-in-the-loop: operator decides & acts
- ✓ Real-time, on any device

[Click to experience it live now!](#)

Powered by USB4SAP:



No-code, Live API for analytics, AI & integration

1.3m+
semantic
models from
SAP



Simple
API

- ✓ Self-service analytics, integration and AI using ready-for-business semantic models
- ✓ Full & delta SAP data to Azure datalake, datawarehouse or application
- ✓ Microsoft & SAP Certified; native security & authorization

